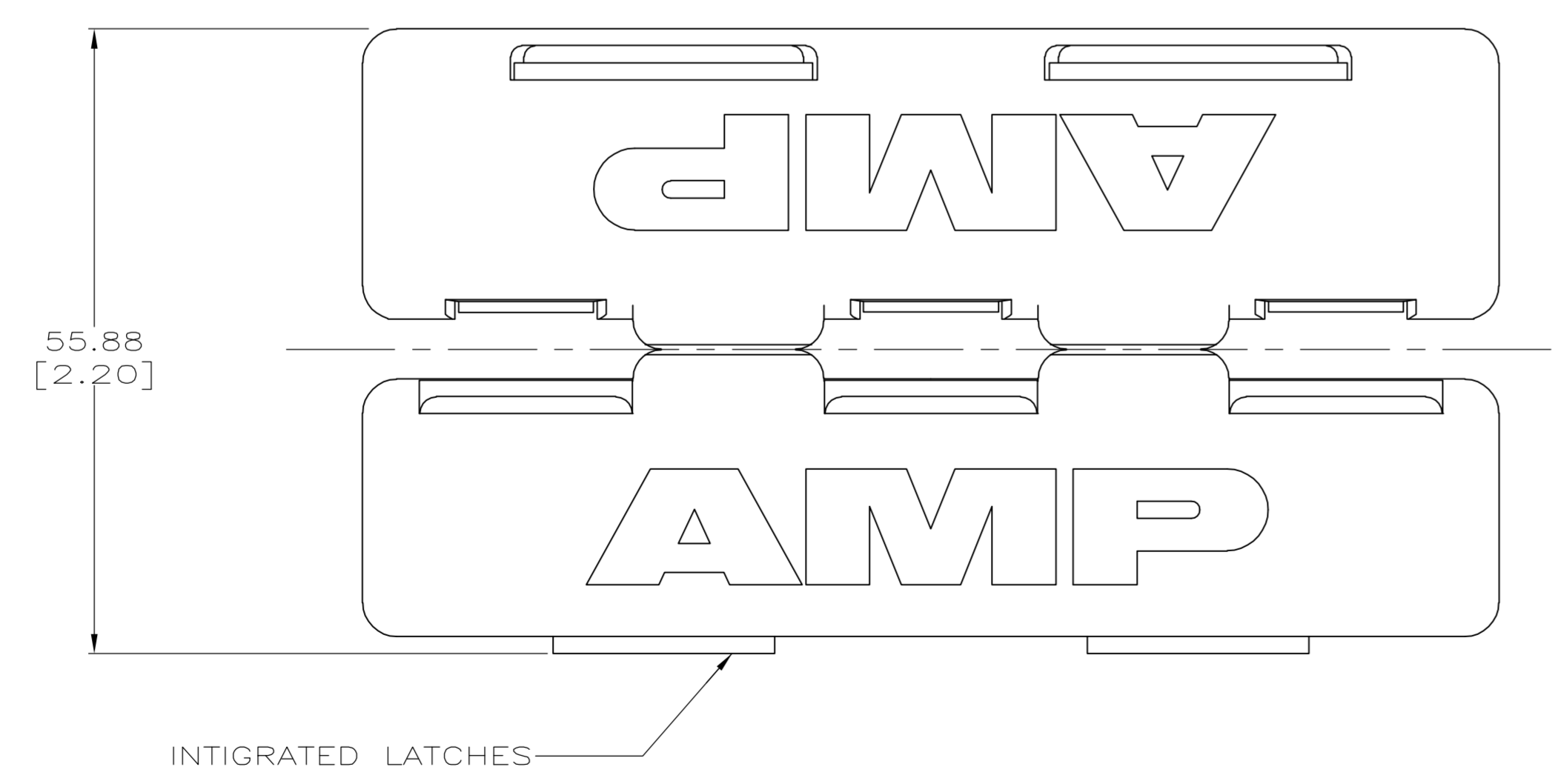
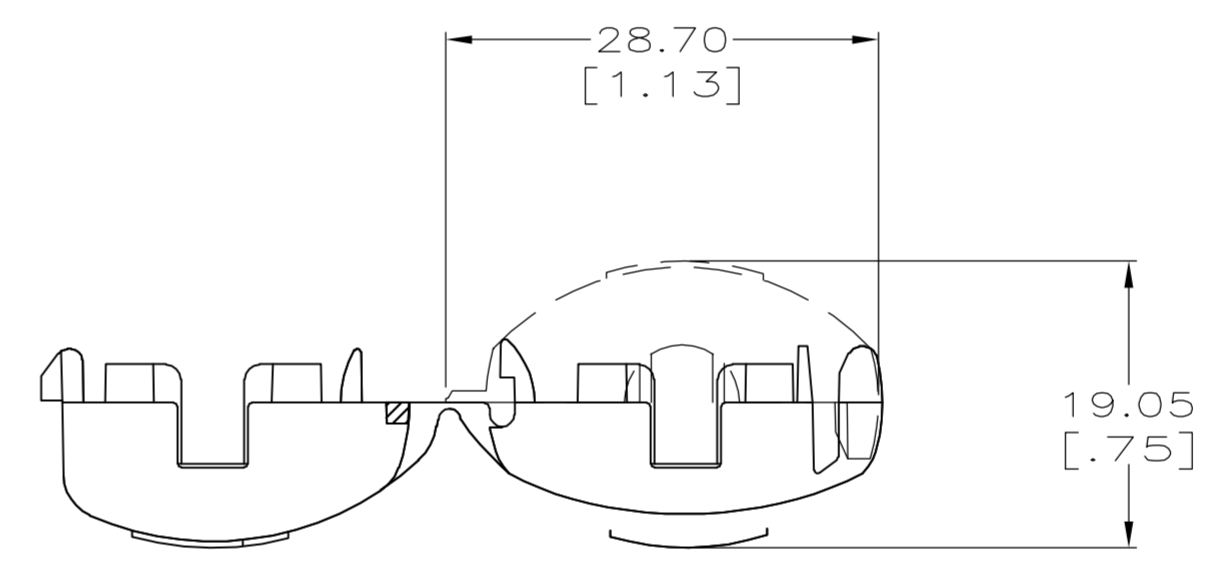
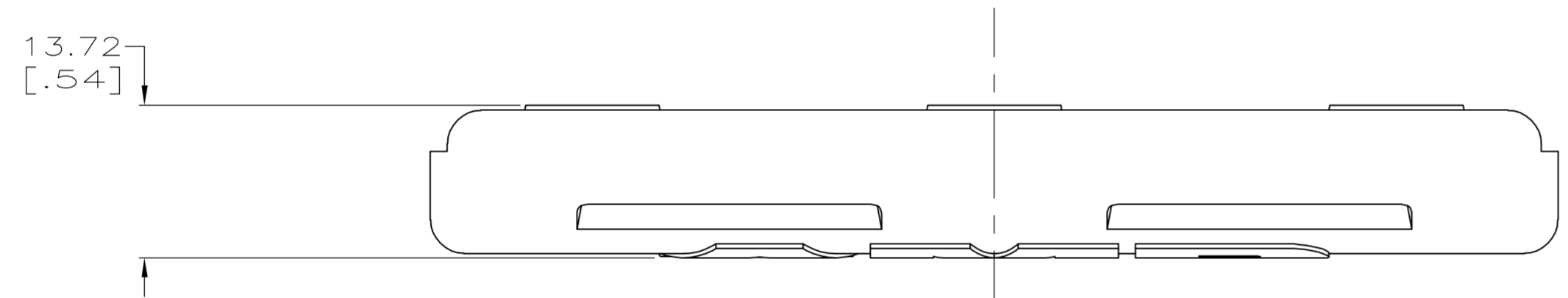
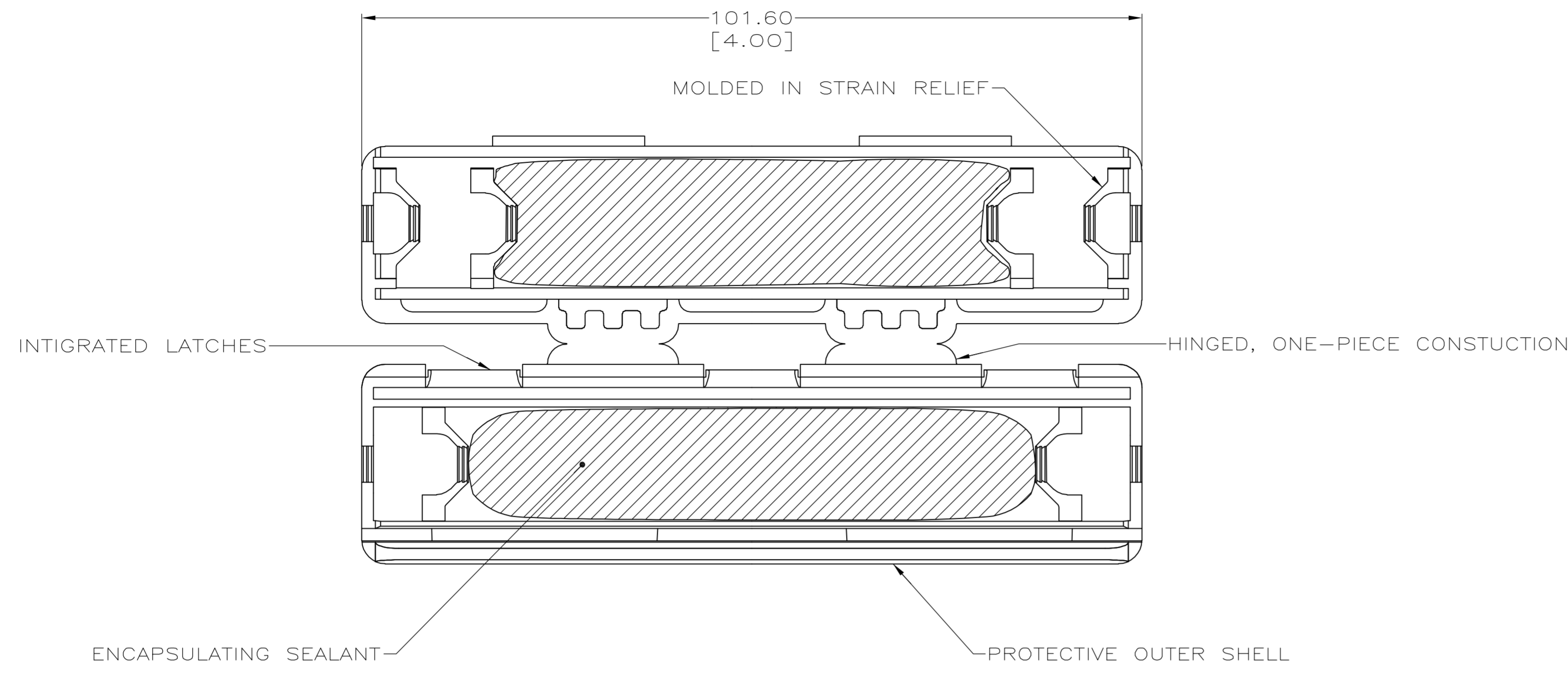


LOC	DIST	REVISIONS				
AA	24	REV	DESCRIPTION	DATE	BY	APPD
		A	ADDED IS SPEC. PER 0G3A-0095-99	11OCT99	MF	PD
		B	REV-ECD-06-002732	21FEB06	LH	NJ



- UNIT WILL ACCEPT 4 TEL-SPLICE CONNECTORS AND 2 PAIR AERIAL DROP WIRE.
 - SPLICE TO BE PREPARED PER INSTRUCTIONS AND STANDARD PROCEDURES.
 - SPLICE ENCLOSURE TO BE USED IN NON-TENSION APPLICATIONS. SPLICE IS NOT APPROVED FOR MID-SPAN USE.
- ⚠ MATERIAL: CASE - POLYESTER, BLACK.
 GEL - AMP SEALANT #20
- ⚠ INSTRUCTIONS ARE IN FRENCH.
 ⚠ INSTRUCTIONS ARE IN POLISH.

⚠	1116542-4
⚠	1116542-3
	1116542-1
	PART NO.

THIS DRAWING IS A CONTROLLED DOCUMENT.		DIRN G. GARRETT 21JAN99	Tyco Electronics Corporation Harrisburg, PA 17105-3608	
DIMENSIONS: mm [NCHES]		CHK D. REVAK 21JAN99	NAME D. REVAK	
TOLERANCES UNLESS OTHERWISE SPECIFIED:		PRODUCT SPEC	ENCLOSURE ASSEMBLY, 2 PAIR AERIAL DROP WIRE SPLICE, CERTI-SEAL	
0 PLC	± -	APPLICATION SPEC	SIZE	CAGE CODE
1 PLC	± -	IS 408-4545	A1	00779
2 PLC	± 0.51[.02]	RESTRICTED TO	CUSTOMER DRAWING	
3 PLC	± -	SCALE	2:1	
4 PLC	± -	SHEET	1 OF 1	
ANGLES	± -	REV	B	
MATERIAL	FINISH	DRAWING NO ©=1116542		